



TYPE: LD-SERIAL



LD-SERIAL RS232 & RS485 Input Large Digit Slave Display

Description

The LD-SERIAL is a large digit display used as a slave display with connection by RS232 or RS485. It can be used to interface with various products available from LCM Systems including the LCA15, ADW15, SMW, T24-SO and MAX.

Various options are available including 4 or 6 digit versions, different height digits allowing for viewing from up to 200 metres, DC or AC powering and different mounting options. The digit heights that are available include 57mm (25m viewing distance), 102mm (50m viewing distance), 150mm (75m viewing distance), 200 (100m viewing distance), 300mm (140m viewing distance) and 400mm (200m viewing distance).

Mounting options available include panel mounting, suspension mounting and wall mounting. Power supply options available include 95-265vac, 11-30vdc and 48vac. Output options are 4-20mA, 0-10V, $\pm 10V$, 2 relay alarms, 4 relay alarms, RS232 or RS485.

The main application for the LD-SERIAL is simple crane weighing applications, hoist/winch monitoring and process plant monitoring. The various output options available allow for the re-transmission of the display signal or for process control.

Different input signals are available including process input (see LD-PROCESS) and load cell/strain gauge bridge input (see LD-STRAIN). LCM Systems engineers will be pleased to discuss your specific application requirements with you. They will be able to advise on the correct product selection, options required and advise on suitable sensors, where required.

Features

- RS485 digital input
- Digital heights 57, 102, 150, 200, 300 or 400mm
- Viewing distances from 25, 50, 75, 100, 140 or 200 metres
- Suspension, panel or wall mounting options
- AC or DC powered versions
- Wide choice of analogue, relay or digital outputs
- IP65 sealed

Specification

Power supply	95-265vac (optional 11-30vdc or 48vac)
Power rating	40 VA maximum
Input signal	RS232 (with S2 option) RS422 or RS485 (with S4 option)
Baud rates	Selectable from 300 to 115200 baud
Display update range	10 readings per second
Display range	4 digit version: -1999 to 9999 6 digit version: -199999 to 999999
Connections	All user/installation connections using detachable field screw terminals
Case material	Heavy duty uPVC
Storage temperature	-20 to +70°C
Operating temperature	0 to +50°C (internal heater option to allow operation to -25°C)
Environmental sealing	IP65

Typical Applications

- Crane weighing
- Winch monitoring
- Platform weighing
- Module weighing

Ordering Guide

Create a full part number like this:-

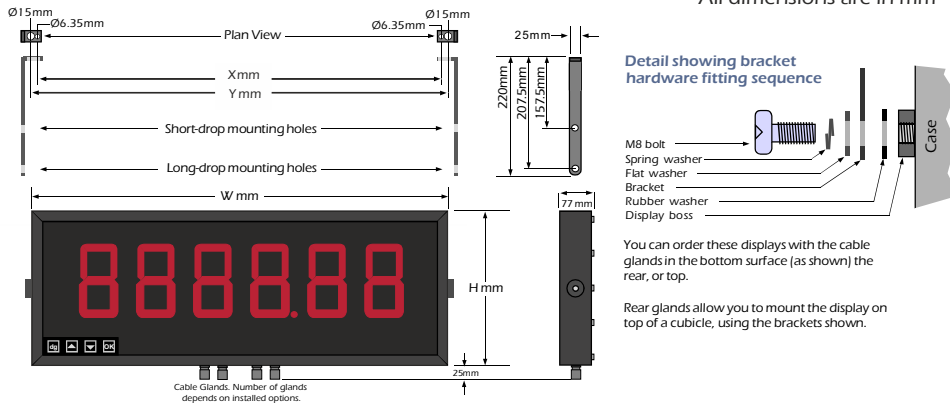
Model	Display Height	Digits	Input Signal	Analogue Output	Alarm Output	Serial Data Output	Colour (Red)	Voltage Supply	Mounting & Gland Position & Sealing
LD-SERIAL	2' (57mm) Digits -F2 4' (102mm) Digits -F4 6' (150mm) Digits -F6 8' (200mm) Digits -F8 12' (300mm) Digits -F12 16' (400mm) Digits -F16	4 Digits -4N 6 Digits -6N	RS232 -S2 RS485/RS422 -S4	No Output -O 4-20mA -ANI 0-10V -ANV $\pm 10V$ -ANB	No Alarms -0 2 Alarms -AL2 4 Alarms -AL4	No Data -0 RS232 -232 RS485 -485	Indoor Viewing -IR Outdoor Viewing -RDLV	95-265VAC -AC 11-30VDC -DC 48VAC -48VAC	Panel, IP65 Front -1 Wall, Bottom, IP65 -2 Suspension, Top, IP65 -3

Example - LD-SERIAL display 102mm high, 4 display digits, RS485 output, 2 alarms, outdoor viewing, 110vac powered with suspension mount
Order code = LD-SERIAL-F4-4N-S4-0-AL2-0-RDLV-AC-3

LD-SERIAL RS232 & RS485 Input Large Digit Slave Display

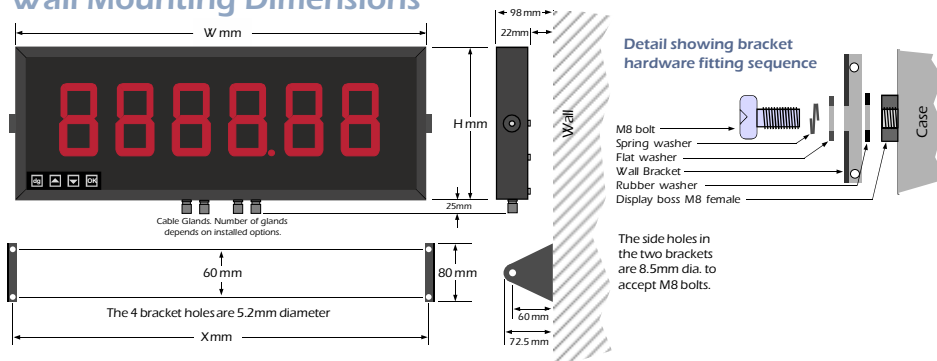


Suspension Mounting Dimensions



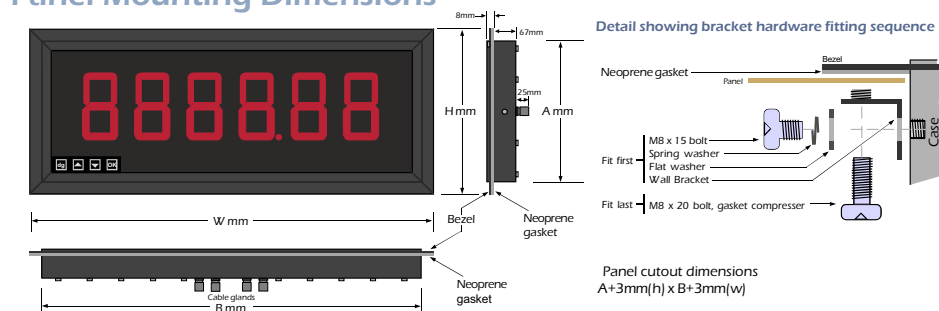
	57mm digits		102mm digits		150mm digits		200mm digits		300mm digits		400mm digits	
	4 digit	6 digit	4 digit	6 digit	4 digit	6 digit	4 digit	6 digit	4 digit	6 digit	4 digit	6 digit
X mm	219.5	316	374	556	520	760	690	1012	990	1480	1308	1960
H mm	154.5	154.5	195.5	195.5	246	246	290	290	408	408	515	515
W mm	279.5	376	434	616	580	820	750	1072	1050	1540	1368	2020
Y mm	249.5	346	404	586	550	790	720	1042	1020	1510	1338	1990

Wall Mounting Dimensions



	57mm digits		102mm digits		150mm digits		200mm digits		300mm digits		400mm digits	
	4 digit	6 digit	4 digit	6 digit	4 digit	6 digit	4 digit	6 digit	4 digit	6 digit	4 digit	6 digit
X mm	266.5	363	421	603	567	807	737	1059	1037	1527	1355	2007
H mm	154.5	154.5	195.5	195.5	246	246	290	290	408	408	515	515
W mm	279.5	376	434	616	580	820	750	1072	1050	1540	1368	2020

Panel Mounting Dimensions



	57mm digits		102mm digits		150mm digits		200mm digits		300mm digits		400mm digits	
	4 digit	6 digit	4 digit	6 digit	4 digit	6 digit	4 digit	6 digit	4 digit	6 digit	4 digit	6 digit
H mm	172.5	172.5	213.5	213.5	264	264	308	308	426	426	533	533
A mm	154.5	154.5	195.5	195.5	246	246	290	290	408	408	515	515
B mm	279.5	376	434	616	580	820	750	1072	1050	1540	1368	2020
W mm	297.5	394	452	634	598	838	768	1090	1068	1558	1386	2038

www.lcmsystems.com

LCM Systems Ltd

Unit 15, Newport Business Park, Barry Way
Newport, Isle of Wight PO30 5GY UK

Tel: +44 (0)1983 249264

sales@lcm.com

www.lcm.com

Due to continual product development, LCM Systems Ltd reserves the right to alter product specifications without prior notice.

Issue No. 1

Issue date: 28/02/2019

APPROVED

(unapproved if printed)